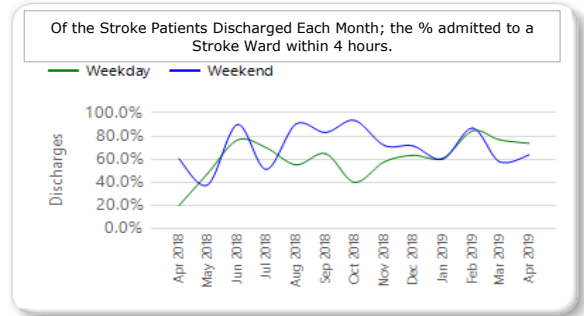
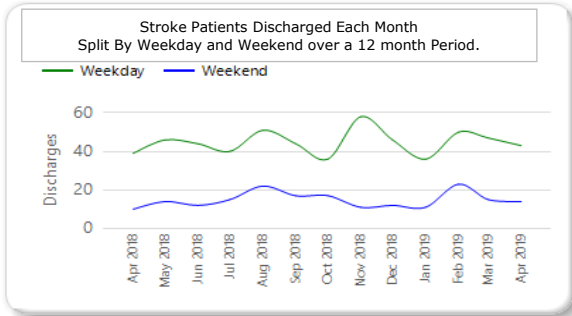
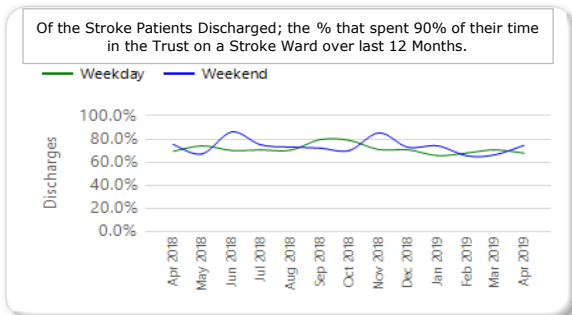


Stroke: Patients with a diagnosis code of I60.I61.I62.I63.I64 (excludes TIAs)



Date	Weekday	Weekend	Total
Apr 2018	39	10	49
May 2018	46	14	60
Jun 2018	44	12	56
Jul 2018	40	15	55
Aug 2018	51	22	73
Sep 2018	44	17	61
Oct 2018	36	17	53
Nov 2018	58	11	69
Dec 2018	46	12	58
Jan 2019	36	11	47
Feb 2019	50	23	73
Mar 2019	47	15	62
Apr 2019	43	14	57

Date	Weekday	Weekend	Total
Apr 2018	19.8%	60.4%	31.8%
May 2018	47.6%	37.7%	47.0%
Jun 2018	76.5%	89.9%	77.9%
Jul 2018	70.0%	51.2%	58.3%
Aug 2018	55.1%	90.3%	68.3%
Sep 2018	64.8%	83.1%	71.7%
Oct 2018	39.9%	93.6%	45.5%
Nov 2018	57.7%	71.9%	60.6%
Dec 2018	63.3%	71.5%	65.6%
Jan 2019	60.9%	60.0%	60.6%
Feb 2019	84.4%	86.9%	84.8%
Mar 2019	76.8%	57.7%	71.4%
Apr 2019	73.7%	63.7%	72.2%



Date	Weekday	Weekend	Total
Apr 2018	69.3%	75.4%	71.1%
May 2018	74.1%	67.1%	72.8%
Jun 2018	70.2%	86.2%	70.9%
Jul 2018	70.6%	75.0%	71.7%
Aug 2018	70.3%	73.1%	71.0%
Sep 2018	79.5%	72.2%	77.6%
Oct 2018	78.9%	70.0%	77.3%
Nov 2018	70.9%	85.3%	75.1%
Dec 2018	70.8%	72.9%	71.4%
Jan 2019	65.7%	74.1%	68.7%
Feb 2019	68.0%	65.4%	67.4%
Mar 2019	70.6%	66.3%	69.5%
Apr 2019	67.8%	74.6%	68.8%

West Midlands Specification CT Scan within 1 Hour of Admission : Achieved 4% in 2019 (40 Scans)